



Annual Financial Report



period ending 30 June 2022

1209 Brushy Creek Road
Taylors, South Carolina 29687



Dear Friends in Christ,

The past two end of year financial reports for Prince of Peace Catholic Church and School were very strange ones to write indeed, because of how COVID affected operations over those two fiscal years. While many Catholic parishes throughout the world saw a collapse or tremendous difficulty with numbers, Prince of Peace was truly a miracle story. Forward thinking leadership and flexibility during a constantly changing situation, as well as the determination of our parishioners to keep their parish going, meant that we actually emerged from the crucible of the pandemic in a stronger situation than we were before it. It was both edifying and amazing to me how people found their way to this parish and school community during that time.

What is even more interesting is how many people stayed. Our school enrollment, as you will see, had a significant uptick during the pandemic because we were in a situation to offer an educational experience other schools could not provide during that time. I was convinced that many of those families would leave after the pandemic, but they didn't. The value of a POPCS education was apparent to them, and they chose to stay, as well as recruit others for the school community.

The way we navigated the constantly changing requirements of public and ecclesiastical authorities while trying to respect widely divergent expectations and opinions on how to do things at church ended up actually attracting a large number of families from all over the country to the parish. During that time, we didn't drop anyone from the rolls. We finally began to do a proper assessment of our membership, especially after a number of deaths of some very beloved and active parishioners. The result of that evaluation is a slight decrease in the number of registered active households, but the actual number of average bodies in the pews went up considerably, as well as new families joining the parish.

This past year saw an incredible output of capital improvements to the facilities on campus, and even the inauguration of the Great Nativity. This year as we start our Advent Market, we have an opportunity to bring Prince of Peace more into the wider community. Winning the Best Place of Worship in the Upstate award from the Greenville News in a Baptist town like Greenville is one of the most miraculous things to happen to us in the history of the parish. It is a testament to the fact that you really believe in what we do here, and want to see it successful. And you are putting your money where your mouth is, and that investment is allowing us to do some incredible things.

I want to thank you for your generosity, and encourage you to keep that spirit of giving alive in the upcoming fiscal year. As financial forecasts for our country predict some tight times ahead, we will adjust along with you, but the more we band together and have everyone do their part, the more we can do so much for the love of God and others!

Yours in the Prince of Peace,



Father Christopher Smith, PhD/STD, KHS
Pastor



Dear Parishioners,

Prince of Peace is devoted to our mission of Catholic formation, fellowship, evangelization, service, and worship. By remaining committed to these core principles, our parish has and will continue to grow and flourish.

We are pleased to provide the results for the fiscal year ending 30 June 2022 and the Budget for the next fiscal year. This past year's performance was quite impressive as we increased our offertory to \$1.600M or \$99K above Budget and \$135.8K above the prior year – that is a 6.6% increase to Budget and 9.3% increase over the prior year! Thank you all for your generosity! Without that generous support from the weekly offertory and the quarterly proceeds from the Bicentennial Campaign (\$59K received during FY22), we would not have been able to maintain the campus while making necessary capital improvements. In FY23, we have budgeted a 3.1% increase in offertory over FY22.

Prince of Peace Catholic School, our parish's primary apostolate, had another successful year with enrollment reaching 173 students at the end of FY22. The parish was able to provide support to the school of \$141K during FY22, including \$29K of capital expenditures for the new security/access control system. That capital expenditure support was partially funded through proceeds from our annual golf outing with our inaugural event beginning in FY22. The FY23 Budget for the school is based on 181 student enrollment which will allow the school to operate at a \$105K budgeted surplus. With this level of enrollment in the school under the leadership of Principal Steve Cunningham, the parish has budgeted \$118K of support to the school (8% of the school's budgeted expenses) for FY23.

In addition to the normal parish administrative, operational and maintenance expenses found on the income statement and the parish support of the school described above, we had another active year with required capital expenditures across the campus. FY22 net capital expenditures totaled \$306K which were made for our parish's long-term future including replacing the rock roof on the Parish House and the Mary transept at the church, church concrete floor refinishing/staining, security/access control system for the church, in addition to some new ecclesiastical furnishings.

We are truly grateful to our parish and school staff and our ever-faithful volunteers who make our church and school community such a wonderful place of worship and education for our children – and a very special “thank you” to our parishioners who continue to generously support both the parish and school during these challenging times and allow us to bring outstanding things to life at Prince of Peace, our Spiritual Home.

As always, we invite any questions you might have. Please contact Phil Head at 864.420.4888 (cell) or directorofadministration@princeofpeacetaylors.org should you have questions.

Brian Mackenzie
Finance Council Chairman

Phil Head, Jr.
Director of Administration

Mark Pulley
Director of Finance

Parish Income Statement
Fiscal Year Ending 30 June
In Dollars

					Variance *	
	FY22 Actual	FY21 Actual	FY22 Budget	FY23 Budget	FY22 Actual vs Budget	FY22 Actual vs FY21 Actual
Revenue						
Offertory	\$ 1,599,965	\$ 1,464,202	\$ 1,500,600	\$ 1,650,000	\$ 99,365 F	\$ 135,763 F
Designated Offerings	77,701	69,748	67,200	74,400	10,501 F	7,952 F
Other Income **	56,232	** 25,671	** 25,700	48,200	30,532 F	30,561 F
Specific Fundraising ***	3,240	*** 1,078	*** 2,000	3,000	1,240 F	2,162 F
Diocesan Collections	9,779	7,136	7,000	7,500	2,779 F	2,643 F
Total Parish Revenue	\$ 1,746,916	\$ 1,567,835	\$ 1,602,500	\$ 1,783,100	\$ 144,416 F	\$ 179,081 F
Expenditures						
Salaries & Benefits	\$ 746,349	\$ 632,820	\$ 705,300	\$ 811,500	\$ 41,049	\$ 113,529
Administrative	52,792	42,774	61,000	72,700	(8,208) F	10,018
Church & Rectory	157,047	131,994	163,700	175,350	(6,653) F	25,052
Operations	176,516	166,381	185,300	193,700	(8,784) F	10,135
Repairs & Maintenance	95,782	88,570	85,000	90,000	10,782	7,212
Utilities	72,550	74,271	80,700	87,000	(8,150) F	(1,721) F
Parish Assistance to School	141,225	164,805	112,000	118,000	29,225	(23,579) F
Religious Education	35,045	20,016	42,000	50,900	(6,955) F	15,028
Diocesan Assessment	159,080	147,656	158,000	160,000	1,080	11,424
Diocesan Collections	9,779	7,136	7,000	7,500	2,779	2,643
Other Non-Operating	4,980	6,738	2,500	4,000	2,480	(1,758) F
Total Parish Expenditures	\$ 1,651,145	\$ 1,483,162	\$ 1,602,500	\$ 1,770,650	\$ 48,645	\$ 167,983
Surplus (Deficit)	\$ 95,772	\$ 84,674	\$ -	\$ 12,450	\$ 95,772 F	\$ 11,098 F

* Note: "F" Denotes Favorable Variance.

** FY22 Actual Other Income Adjusted for Nativity Donations and a Non-recurring \$30K Donation; FY21 Actual Other Income Adjusted for Payroll Protection Program Loan Forgiveness and Nativity Donations.

*** FY21 Specific Fundraising Adjusted for \$20K Bequest.

Parish Balance Sheet
Fiscal Year Ending 30 June

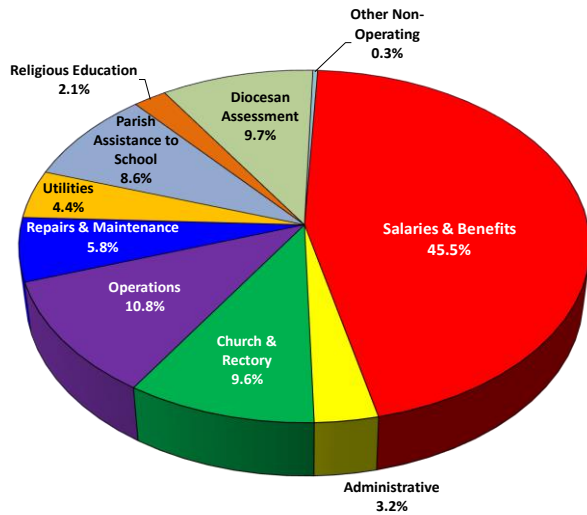
	30-Jun-2022	30-Jun-2021	Year over Year Change	Comments
Current Assets				
Cash & Checking	84,824	\$ 172,079	\$ (87,255)	Mostly due to sale of 1225 Brushy Creek Road property. \$84.9K owed to Parish from School. No significant variance.
Diocesan Savings	651,707	108,582	543,125	
Accounts Receivable	84,850	1,083	83,768	
Other	-	1,200	(1,200)	
Current Assets	\$ 821,381	\$ 282,944	\$ 538,437	
Fixed Assets				
Land, Buildings & Equipment	12,980,435	13,226,778	(246,344)	Reduction for disposition of 1225 Brushy Creek Road property (\$552.3); Increase for Parish House rock roof & Mary Transept roof replacment; Church concrete floor refinishing/sealing, Emergency Lighting System replacement, Ecclesiastical Furnishings; Security/Access Control for Parish; Rectory furniture.
Total Assets	\$ 13,801,816	\$ 13,509,723	\$ 292,094	
Liabilities & Equity				
Diocesan Loan	-	270,450	(270,450)	Paid off remaining Diocesan loan.
Nativity	-	13,768	(13,768)	Nativity completed during 2022.
Other Liabilities	29,240	10,698	18,541	Mostly due to golf tournament fundraising year-over-year changes.
Equity	13,772,577	13,214,807	557,770	Gain on Sale of 1225 Brushy Creek Road property cleared thru equity, combined with FY22 Retained Surplus and Bicentennial Campaign Contributions.
Total Liabilities & Equity	\$ 13,801,816	\$ 13,509,723	\$ 292,094	

Prince of Peace Catholic Church

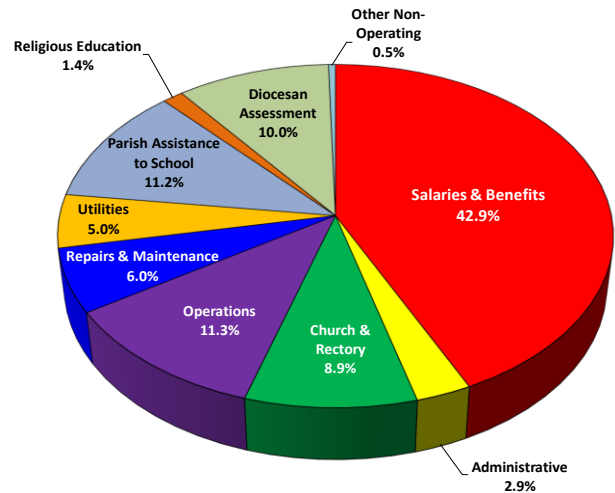
Parish Annual Report

For the Fiscal Year Ending 30 June 2022

Parish Expenditures - FY22 Actual



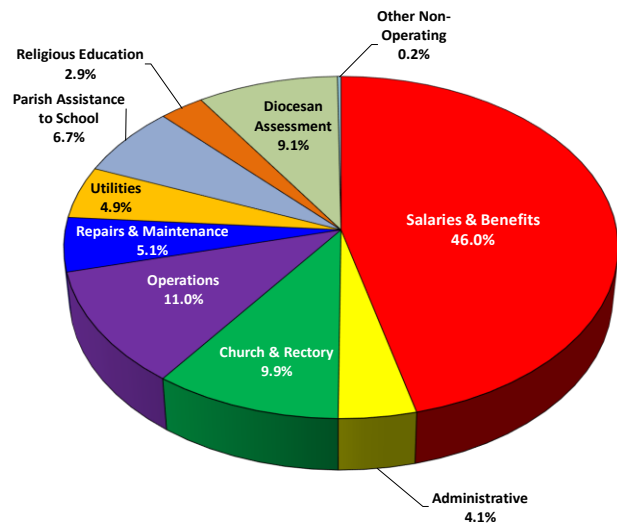
Parish Expenditures - FY21 Actual



Financial Highlights

- ◆ Total Offertory of \$1,600K was \$99K favorable to Budget and \$136K higher than the prior fiscal year; Designated Offerings of \$78K were \$11K favorable to Budget and \$8K higher than the prior year.
- ◆ Other Income of \$56K was \$31K favorable to Budget, and \$31K favorable to the prior year by \$4K after adjusting for Nativity donations and non-recurring donation.
- ◆ Salaries & Benefits were \$41K unfavorable to Budget due to increased staffing; Administrative plus Church/Rectory expenses were \$8K and \$7K favorable to Budget, respectively.
- ◆ Operations was \$9K favorable to Budget.
- ◆ Utilities were \$8K and \$2K lower than Budget and prior fiscal year, respectively as cost saving measures continue to be implemented across our campus.
- ◆ Repairs and Maintenance were unfavorable to Budget by \$11K and prior year by \$7K, as we continue to make repairs and maintain the campus.
- ◆ Land, Buildings & Equipment decreased a net \$246K. The ~8 acre 1225 Brushy Creek Road property was sold during FY22 for \$813K and removed from Fixed Assets at a historical cost of \$552.3K. The proceeds were used to pay off all remaining parish and school-related debt.
- ◆ Fixed Asset increases totaled \$306K in FY22.
- ◆ Parish support to the school of \$141K was higher than Budget by \$29K for the new Security/Access Control system being installed at the School. FY23 support of the School by the Parish is budgeted for \$118K.
- ◆ The balance sheet at June 30, 2022 shows cash of \$737K in checking and savings including \$652K in capital reserves.
- ◆ The FY23 Budget forecasts Parish Offertory of \$1.65M, an increase of 3.1% over FY22, although concerns for the impact from inflation remain.

Parish Expenditures - FY23 Budget



Prince of Peace Catholic Church Membership Data

	FY22	FY21	YoY Change
Registered Households *	1,721	1,796	(75)
Active Households *	1,031	1,076	(45)
Average Sunday Mass	1,339	1,012	327
New Families	171	162	9
Infant Baptism	39	32	7
Youth & Adult Baptism	17	9	8
First Holy Communion **	71	100	(29)
Confirmation **	42	144	(102)
Marriages	17	13	4
Vocations	2	1	1
Deacons	6	5	1
Deaconate Candidates	-	-	-

* FY22 - Registered & Active Households records were reviewed and updated during FY22.

** FY21 - Holy Communion and Confirmation were deferred from FY20 due to COVID-19 pandemic.

Prince of Peace Catholic School
School Annual Report
For the Fiscal Year Ending 30 June 2022

School Income Statement
Fiscal Year Ending 30 June
In Dollars

	FY22 Actual	FY21 Actual	FY22 Budget	FY23 Budget	Variance *	
					FY22 Actual vs Budget	FY22 Actual vs FY21 Actual
Revenue						
Tuition & Fees, Net	\$ 1,159,821	\$ 1,204,693	\$ 1,200,279	\$ 1,281,659	\$ (40,458)	\$ (44,872)
Subsidies	151,713	170,531	134,000	134,000	17,713 F	(18,818)
Fundraising/Development	99,907	94,253	63,000	97,500	36,907 F	5,654 F
All Other Operating Revenue **	-	21,361 **	-	-	-	(21,361)
Other Funding Sources	7,421	4,662	2,200	2,600	5,221 F	2,759 F
Total School Revenue	\$ 1,418,862	\$ 1,495,501	\$ 1,399,479	\$ 1,515,759	\$ 19,383 F	\$ (76,639)
Expenditures						
Administrative Salaries & Benefits	\$ 209,361	\$ 209,232	\$ 192,674	\$ 204,064	\$ 16,687	\$ 129
Other Administrative Expenditures	55,333	89,670	53,038	49,922	2,295	(34,337) F
Instructional Salaries & Benefits	790,020	744,762	837,830	906,511	(47,810) F	45,258
Other Instructional Expenditures	61,397	87,314	107,600	102,000	(46,203) F	(25,917) F
Operating & Maintenance Expenditures	156,276	143,202	119,000	129,897	37,276	13,074
All Other Operating Expenditures **	32,319	31,868 **	28,931	18,693	3,388	451
Non-Operating Expenditures	2,477	6,633	3,100	-	(623) F	(4,156) F
Total School Expenditures	\$ 1,307,182	\$ 1,312,681	\$ 1,342,172	\$ 1,411,088	\$ (34,990) F	\$ (5,499) F
Surplus (Deficit)	\$ 111,680	\$ 182,820	\$ 57,307	\$ 104,671	\$ 54,373 F	\$ (71,140)

* Note: "F" Denotes Favorable Variance.

** FY21 Actual All Other Operating Revenue and Non-Operating Expenditures Adjusted for Payroll Protection Program Loan Forgiveness.

School Balance Sheet
Fiscal Year Ending 30 June

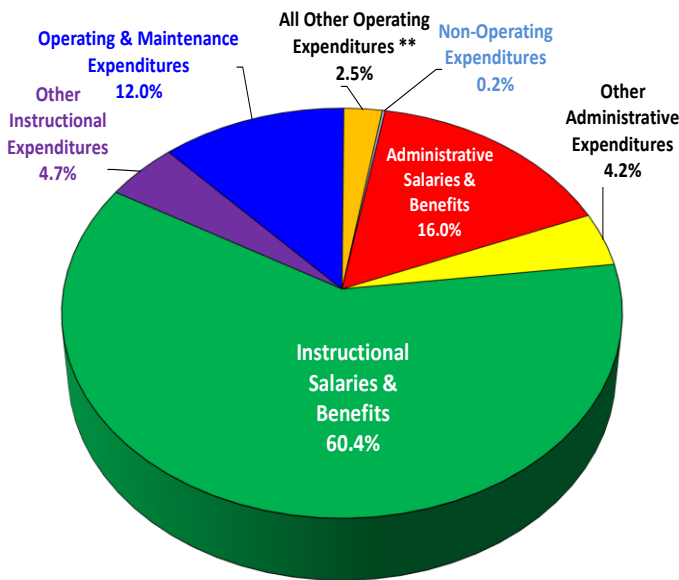
	30-Jun-2022	30-Jun-2021	Year over Year Change	
<u>Current Assets</u>				
Cash & Checking	\$ 162,993	\$ 232,435	\$ (69,443)	
Non-Diocesan Savings	165,265	97,854	67,411	Year-over-Year changes in School Savings/Fundraising.
Tuition Receivable	21,822	16,387	5,435	Year-over-Year timing of Tuition Receivable payments.
Accounts Receivable	-	-	-	No variance.
Other	-	-	-	
Current Assets	\$ 350,080	\$ 346,676	\$ 3,404	
<u>Fixed Assets</u>				
Land, Buildings & Equipment	2,416,882	2,284,135	132,747	K-4 Playground surface upgrade funded by grant, Security/Access Control System (in progress), Guadalupe Hall flooring, 5-ton HVAC at Lourdes Hall, and classroom equipment.
Total Assets	\$ 2,766,962	\$ 2,630,811	\$ 136,151	
<u>Liabilities & Equity</u>				
Accounts Payable	\$ 85,175	\$ 2,389	\$ 82,786	Amount owed Parish to be repaid in FY23.
Advanced Registration Fees	46,350	47,150	(800)	No significant variance.
Advanced Tuition	15,542	3,646	11,895	Year-over-Year timing.
Other Current Liabilities	10,693	17,688	(6,995)	No significant variance.
Current Liabilities	\$ 157,760	\$ 70,873	\$ 86,887	
<u>Liabilities & Equity</u>				
Diocesan Loan	\$ -	\$ -	\$ -	No variance.
Equity	2,609,201	2,559,937	49,264	Current year surplus adjusted for Walsingham Hall Loan repayment to Parish.
Total Liabilities & Equity	\$ 2,766,962	\$ 2,630,811	\$ 136,151	

Prince of Peace Catholic School

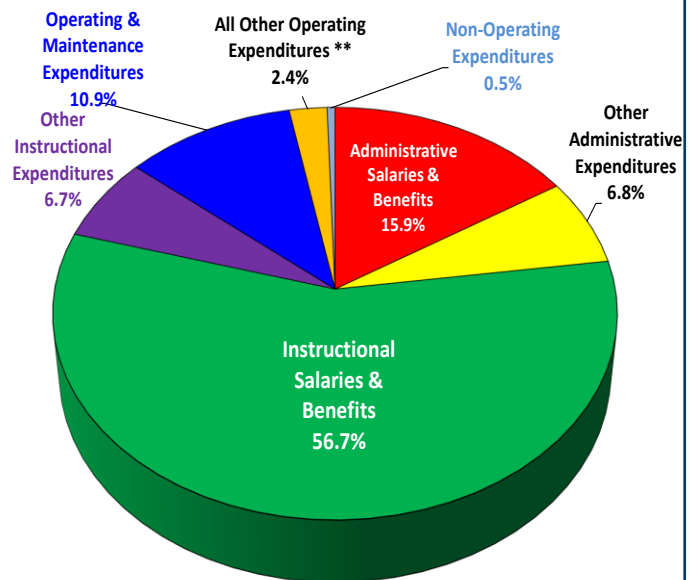
School Annual Report

For the Fiscal Year Ending 30 June 2022

School Expenditures - FY22 Actual



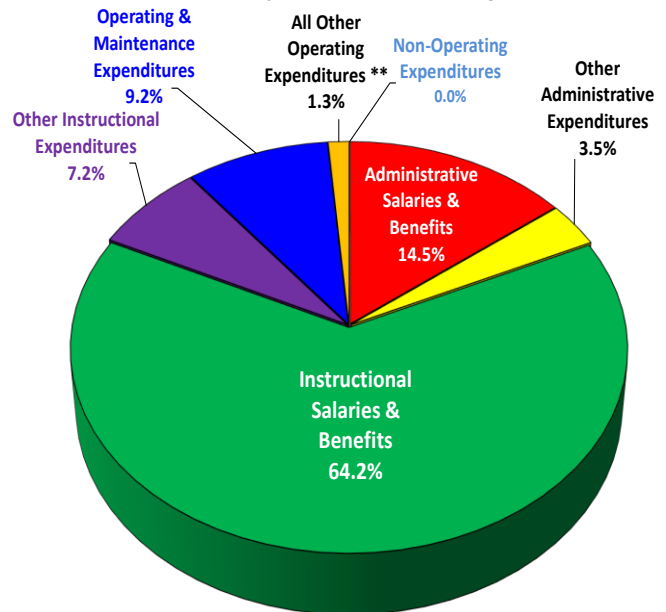
School Expenditures - FY21 Actual



Financial Highlights

- ◆ Total Tuition & Fees, Net decreased by 3.7% from FY21 to FY22 Actual.
- ◆ Total Tuition & Fees, Net increases by 10.5% in the FY23 Budget from FY22 Actual.
- ◆ Actual enrollment has slightly decreased from 175 in FY21 to 173 in FY22. FY23 Budget is based on increased enrollment from 173 in FY22 to 181.
- ◆ FY22 had \$15.3K write-off for tuition non-payment versus FY21 which had no write-off. The write-off was for tuition non-payment from FY21 school year.
- ◆ FY22 Cash (including savings) of \$328K was basically unchanged from FY21.
- ◆ FY23 Budget provides \$105K surplus for the school at 181 student enrollment.
- ◆ FY23 Actual enrollment is currently 180, a 29% increase since FY19.
- ◆ FY23 Budget assumes a nurse, learning specialist, and academic summer camp paid for by CARES Act.
- ◆ Parish support to the school of \$141K was higher than Budget by about \$29K and \$24K lower than prior year as non-capital contributions were capped starting in FY22. The solid financial position of the school has allowed the use of a cap.
- ◆ K-4 Playground surface upgrade (\$67.8K) completed during FY22 and funded by multiple grants.

School Expenditures - FY23 Budget





Our Parish Catholic School

- Founded in 2003, with a current annual operating budget of \$1.4M.
- Present school enrollment is 180 in grades K4 through 8 (29% increase since 2018-2019).
- For the past eight years, students in grades 3 through 8 have placed in the top 15% nationally in math and reading on MAP Growth standardized test scores.
- Recognized as a Cardinal Newman Society Catholic Education Honor Roll School in 2020.
- Recognized as a National BETA Club School of Distinction in 2019-2020.
- Recognized as a National BETA Club School of Merit in 2019-2020.
- 2020 graduate named St. Joseph's Scholar as an incoming freshman.
- Math Olympiad Elementary Award of Merit - finished in the top 20% of the nation in 2021-2022.
- State of South Carolina BETA Club Competition Runner-Up - Language Arts 2021-2022.
- State of South Carolina Middle School Stock Market Game Champion 2021-2022.
- SCISA Middle School State Spelling Bee Champion 2021-2022.
- Academic Summer Camp for grades K5 through 8 added in 2021.
- Learning Support Specialist position added to staff in 2021-2022.
- Related arts experiences in art, music and Spanish, with extra-curricular options in drama, band, choir, cross country, soccer and archery for interested students.
- Formal Latin language program launched for 4th and 5th grade in 2021-2022.
- Middle School Genius Hour academic, fine arts and athletics enrichment program added in 2021-2022.
- IXL learning enrichment program in math and reading established for all grades in 2019-2020.



Mission Statement: We are the primary apostolate of Prince of Peace Parish, collaborating with families to offer children a rigorous curriculum that promotes intellectual formation and virtue development, immersed in the teachings of the Catholic faith.